

# 2021 in Review

Tuesday

February 1, 2022

Issue # 1



The latest news story  
See what's new today

Broodstock | Incubation | Rearing & Release | Community Value | Fun Facts



Broodstock Release in Cedar Creek

## MEMBER ANGLERS “ROCK”

This fall was eventful with everyone looking forward to angling our Coho broodstock quota of 174, 100 for release into Cedar Creek and 74 for our own use. Then the atmospheric rains brought high unfishable water levels for 8 of our 10-week capture window...Murphy's Law!

Members rocked angling in the first 2 weeks,



angling 140 adult Coho, 51 released to Cedar Creek and 72 used for egtake. On egtake completion live adults were released to spawn naturally.

Congratulations to our member anglers, your expertise is appreciated!



Above: Dan Boutin, Yin Hui, Richard Chabot, Drew Robinson, Nick Chow, and Rick Locke

## The Latest EGG News

### INCUBATION

#### Coho

With an egg survival rate average of 92%, and 13 of 15 trays “shocked”, to date we are in great shape for brood year 2021!

		Total Harvested GrEggs →	90,634	
		Total TSFR Offsite GrEggs →	20,869	
As of Date		30g Count	GrEgg/Gram	Fecundity
		AVG per Female →	154	5.1
				2,449
2022-01-31		Total Incubated Grams & GrEggs →	14,154	70,381
Earliest Shock Date	Date Trayed	Stack & Tray	Total Grams	Est GrEggs LEggs
2021-12-30	25-Nov-21	S3T2	1465.5	6431
2021-12-30	25-Nov-21	S3T3	1249.0	6329
2022-01-18	02-Dec-21	S3T4	987.0	4576
2022-01-18	02-Dec-21	S3T5	1006.0	4858
2022-01-18	02-Dec-21	S3T6	1046.5	4650
2022-01-24	09-Dec-21	S3T7	977.5	5642
2022-01-24	09-Dec-21	S3T8	802.5	4910
2022-01-24	09-Dec-21	S4T2	1092.5	4623
2022-01-24	09-Dec-21	S4T3	859.0	4771
2022-01-31	16-Dec-21	S4T4	1030.5	6062
2022-01-31	16-Dec-21	S4T5	1352.5	5656
2022-02-03	23-Dec-21	S4T6	1140.0	5816
2022-02-03	23-Dec-21	S4T7	1145.0	6057

70,000+ eggs in Incubation





## Do you... Recognize this motley crew?

Above: members Scott Rodgerson, Richard Chabot, Daniel Boutin, Vance Reach, Brendan Zoehner (DFO) and Drew Robinson release Coho Smolts to Coquitlam River

### RELEASE HISTORY

Hatchery release targets are reviewed annually through DFO - SEP's (Salmon Enhancement Program) Production Planning Division for each fish Species. Production objectives, Wild Salmon Policy, and biological assessments like adult returns, juvenile outmigration, available spawning and rearing habitat, and water flows are all considered.

Each hatchery signs an agreement with DFO outlining approved species to rear and species release quantities. Release quantities overall are based on a waterway's ecosystem to naturally rear a "number of fish per kilometer".

GGMH 5-year historical release quantities into the Coquitlam Watershed:

Grand Total - Years 2017 thru 2021

**Coho: 275,692 Chinook: 184,483**



## News on

### CLIPPING FED FRY

14 member and volunteer clippers demonstrated their finite motor skills clipping 35,000+ Coho Fry adipose fins, the small one you can hardly see, while enjoying each other's company, creating laughter, and enjoying "treats" in a relaxed environment on a warm summer's day!

20,000 Coho Fry are adipose clipped, primarily for the Coquitlam River recreational fishery. In each of years 2020-2024, up to 45,000 adipose fins require clipping to meet SEP release targets of 25,000 Fry to Cedar Creek while 20,000 are retained, reared, and released as smolts in the following year.



Above: Community volunteers Rick & Donna Hall, Stephen & Maddy Ward, and Jeff & Susan Rudd focus on clipping Coho Fry.

Left: Brendan Zoehner (DFO), Drew Robinson

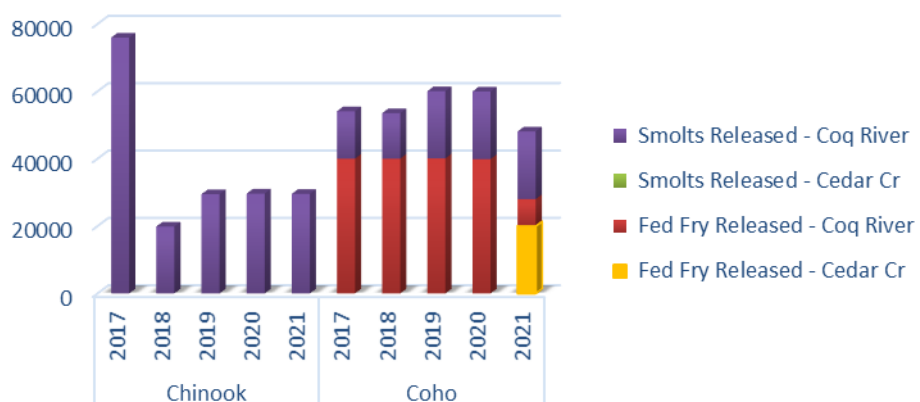
## Good news... What's being released in our watershed?

### COHO and CHINOOK RELEASES

For Years: 2021, 2022

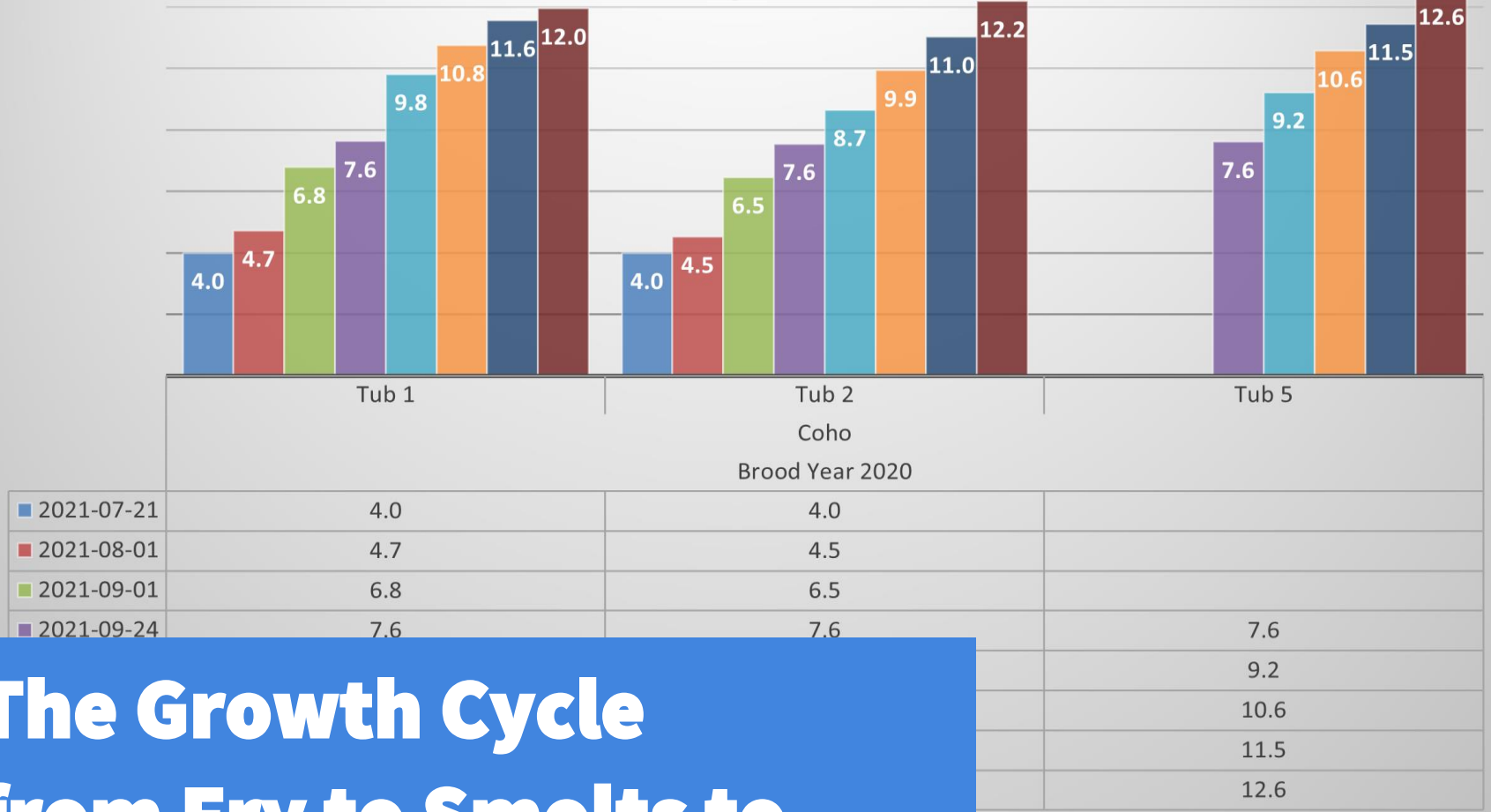
GGMH SEP Culture & Release Up To			Coho	Chinook
Fed Fry	Cedar Creek	25000		
	Coq River	25000		
Smolts	Coq River	20000	30000	
	Cedar Creek	100		

### GGMH Calendar Year Fed Fry & Smolt Releases Coq River & Cedar Creek





## GGMH Coho Fry Growth Progression



## The Growth Cycle from Fry to Smolts to...

### REARING

An important part of the Rearing Process includes monthly weighing of Fry.

Weighing of fry allows for a quick “sight” assessment of overall fry health and ensure growth development follows “Wild Salmon” patterns. This triggers two key evaluation steps; 1) Feed Quantity and Frequency – “is it diet time”; and 2) Container Rearing Capacity – is the overall fish biomass within tolerable limits of each container’s capacity to maintain proper fish health. As fish grow and reach container maximum biomass limits, the fish are split into additional rearing containers. This “balancing” continues through to final fry or smolt release.



Right: are newly ponded Coho Fry, and a friendly Chinook...Richard Kapitsa (clipper)

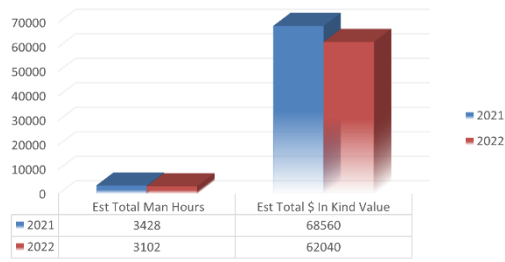
## Creating Community & Value

### GGMH Value to Community

When you consider the value of the member volunteer group, and the service to the community, it is considerable annually. On a conservative basis, “in-kind” value is estimated annually as part of the SEP reporting process. GGMH averages 32 continuous member volunteers, a small group yet mighty in deliverables.

To the Originating Members, thank you for having the vision, perseverance, and desire to create something spectacular and beautiful, a true legacy for each of you and for PCDHFC.

### GGMH VALUE TO COMMUNITY



To the 14 Bi-Weekly Feeders, for your relentless daily dedication to rearing container maintenance and feeding the Fry.

To the Egg Pickers, Early Feeders, Clippers, Turbine Test Team, Broodstock Anglers, Site Maintenance Crew, Photographers, Special Project volunteers, and DFO

a **HUGE...**  
**THANK YOU ALL!**

### Fun Facts:

#### GGMH Coho Average Eggs per Female

